



# Apple Professional Learning Specialist

Experiences Catalog | April 2026

# About Specialists

Apple Professional Learning Specialists are experienced educators and leaders who inspire and coach your staff toward innovation in learning and teaching. From skill acquisition to instructional innovation, Specialists can provide support for educators, leaders, and IT at all instructional levels — from early learning to higher education and beyond.



## About Specialists (continued)

Specialists can help your organization assess growth potential, design a customized professional learning plan, and provide support to your entire organization as the plan is put into action. Personalized plans may include a combination of modular workshops, onsite or remote coaching, and immersive Academy experiences.

1.

### Assess

Use a variety of tools to help your organization evaluate the readiness, confidence, and capacity of your educators, leaders, and IT.

 Learning Technologies Survey

 Compass

2.

### Plan

Facilitate hands-on planning sessions, and co-develop a customized professional learning plan that includes experiences recommended for your organization.

 Planning Essentials


3.

### Act

Put your plan into practice, and help your organization reassess and determine next steps.

 Workshops

 Coaching

 Academies

# Overview

This catalog includes a diverse range of adaptable professional learning experiences that Specialists can facilitate to support the learning and teaching goals of education institutions.

Specialists use a variety of facilitation strategies to lead experiences, such as 1–3 hour modular workshops, hour-long coaching sessions, and 1–3 day Academy experiences.

These experiences are generally categorized into two types.



## Foundation Experiences

These are designed to help participants build skills and confidence.



## Integration Experiences

These are designed for participants who are actively incorporating Apple technology into everyday practice.

# Experiences



Section 01

**Learning  
and Teaching >**



Section 02

**Leadership >**



Section 03

**Deployment  
and Management >**

Section 01

# Learning and Teaching

Build capacity and support educators throughout their learning journeys



# Learning and Teaching | Experiences



Foundation




Essentials

Title	Category	ID
<a href="#">Get to Know Your Device &gt;</a>	Workshop (1–3 hours)	LTW101
<a href="#">Move to Mac &gt;</a>	Workshop (1–3 hours)	LTW101.1
<a href="#">Personalize Your Device &gt;</a>	Workshop (1–3 hours)	LTW102
<a href="#">Communicate and Collaborate &gt;</a>	Workshop (1–3 hours)	LTW103
<a href="#">Manage Your Day &gt;</a>	Workshop (1–3 hours)	LTW104
<a href="#">Get Started with Accessibility &gt;</a>	Workshop (1–3 hours)	LTW105
<a href="#">Capture Learning &gt;</a>	Workshop (1–3 hours)	LTW106
<a href="#">Gather and Organize Resources &gt;</a>	Workshop (1–3 hours)	LTW107
<a href="#">Create Learning Resources &gt;</a>	Workshop (1–3 hours)	LTW108

# Learning and Teaching | Experiences

 Integration

 Essentials

Title	Category	ID
<a href="#">Get to Know iPadOS 26 and macOS Tahoe &gt;</a>	Workshop (1–3 hours)	LTW200
<a href="#">Plan and Teach &gt;</a>	Workshop (1–3 hours)	LTW201
<a href="#">Assess Student Work &gt;</a>	Workshop (1–3 hours)	LTW202
<a href="#">Ignite Student Creativity &gt;</a>	Workshop (1–3 hours)	LTW203
<a href="#">Design Real-World Learning Experiences &gt;</a>	Workshop (1–3 hours)	LTW204
<a href="#">Celebrate and Share &gt;</a>	Workshop (1–3 hours)	LTW205
<a href="#">Go Further with Accessibility &gt;</a>	Workshop (1–3 hours)	LTW206
<a href="#">Promote Digital Wellbeing &gt;</a>	Workshop (1–3 hours)	LTW207
<a href="#">Coaching for Educators &gt;</a>	Coaching (3 hours)	LTC201
<a href="#">Apple Learning Academy &gt;</a>	Academy (1–3 days)	LTA201


# Learning and Teaching | Experiences

 Integration

 STEM


Title	Category	ID
<a href="#">Transform Scientific Inquiry &gt;</a>	Workshop (1–3 hours)	LTW208
<a href="#">Discover Health Sciences &gt;</a>	Workshop (1–3 hours)	LTW209
<a href="#">Explore the Universe &gt;</a>	Workshop (1–3 hours)	LTW210
<a href="#">Engineer a Better World &gt;</a>	Workshop (1–3 hours)	LTW211


 Integration

 Literacy

Title	Category	ID
<a href="#">Support Writing Skills &gt;</a>	Workshop (1–3 hours)	LTW208
<a href="#">Strengthen Understanding and Expression &gt;</a>	Workshop (1–3 hours)	LTW209
<a href="#">Deepen Reading Comprehension &gt;</a>	Workshop (1–3 hours)	LTW210
<a href="#">Enhance Oral Communication &gt;</a>	Workshop (1–3 hours)	LTW211

# Get to Know Your Device

 Foundation

 Essentials

Build confidence and capability with Apple technology to enhance everyday teaching and learning. Discover shortcuts, tips, and essential features that can enhance your professional work.

## Guiding activities

- Set up your device
- Navigate your device

## What to bring

Mac or iPad with the latest version of macOS or iPadOS



## Audience

Educators, leaders, IT

## Category

Workshop (1–3 hours)

## Related Experiences

[Manage Your Day >](#)

[Personalize Your Device >](#)

[Communicate and Collaborate >](#)

# Move to Mac

[Foundation](#) [Essentials](#)

Learn how your existing workflows can make the move to Mac with you — powered by built-in features that can help you work faster and more efficiently than ever.

## Guiding activities

- Set up and navigate your desktop
- Connect accounts and access your files
- Collaborate with others
- Navigate your Mac

## What to bring

Mac with the latest version of macOS and relevant third party software



## Audience

Educators, leaders, IT

## Category


Workshop (1–3 hours)

**Related Experiences**

- [Manage Your Day >](#)
- [Create Learning Resources >](#)
- [Assess Student Work >](#)

# Personalize Your Device

 Foundation

 Essentials

Unlock the full potential of your iPad or Mac, and personalize it for your workflows. Learn how to customize settings and features to match your teaching style and enhance student engagement.

## Guiding activities

- Personalize your Home Screen or desktop
- Download apps, books, and more
- Customize Control Center

## What to bring

Mac or iPad with the App Store, Books, and the latest version of macOS or iPadOS



## Audience

Educators, leaders, IT

## Category

Workshop (1–3 hours)

## Related Experiences

[Get to Know Your Device >](#)

[Get Started with Accessibility >](#)

[Manage Your Day >](#)

# Communicate and Collaborate

 Foundation

 Essentials

Foster a collaborative classroom environment that enriches both teaching and learning experiences. Enhance your teamwork and communication skills through Apple’s suite of collaboration tools designed for modern educators.

## Guiding activities

- Share classroom resources with AirDrop
- Mirror your screen with AirPlay
- Stay connected with Mail
- Explore and communicate with Translate on iPad



## What to bring

Mac with Mail and the latest version of macOS, or iPad with Mail, Translate, and the latest version of iPadOS

## Audience

Educators, leaders, IT


## Category


Workshop (1–3 hours)

### Related Experiences

- [Get to Know Your Device >](#)
- [Personalize Your Device >](#)
- [Manage Your Day >](#)

# Manage Your Day

 Foundation

 Essentials

Transform the way you plan and organize your day with effective strategies using your iPad or Mac. Find out how to streamline your tasks and maximize productivity so you can focus more on what truly matters — your students.

## Guiding activities

- Stay on task with Reminders and Calendar
- Reduce distractions with Focus
- Manage time with Clock

## What to bring

Mac or iPad with Reminders, Calendar, Clock, and the latest version of macOS or iPadOS



## Audience

Educators, leaders, IT

## Category

Workshop (1–3 hours)


## Related Experiences


[Get to Know Your Device >](#)

[Personalize Your Device >](#)

[Communicate and Collaborate >](#)

# Get Started with Accessibility

 Foundation

 Essentials

Use Apple technology to create inclusive learning environments that meet the diverse needs of all students. Explore strategies for leveraging accessibility features that empower every learner to thrive in the classroom.

## Guiding activities

- Navigate your device with your voice
- Focus on learning with Background Sounds
- Listen to text with Read & Speak
- Stay connected with Live Captions
- Explore text with Accessibility Reader



## What to bring

Mac or iPad with Notes and the latest version of macOS or iPadOS

## Audience

Educators, leaders, IT

## Category

Workshop (1–3 hours)


## Related Experiences


[Go Further with Accessibility >](#)

[Get to Know Your Device >](#)

[Personalize Your device >](#)

# Capture Learning

 Foundation

 Essentials

Document and showcase student learning using Apple technology. Discover innovative ways to create engaging multimedia projects that not only highlight students' achievements but also encourage reflective practices.

## Guiding activities

- Document learning with Photo Booth and Camera
- Research and reflect with Notes
- Sketch and solve with Math Notes on iPad
- Make a recording with Voice Memos

## What to bring

Mac or iPad with Photo Booth, Notes, Voice Memos, Calculator, and the latest version of macOS or iPadOS

## Audience

Educators, leaders, IT

## Category

Workshop (1–3 hours)



## Related Experiences

[Assess Student Work >](#)

[Gather and Organize Resources >](#)

[Ignite Student Creativity >](#)

# Gather and Organize Resources

 Foundation

 Essentials

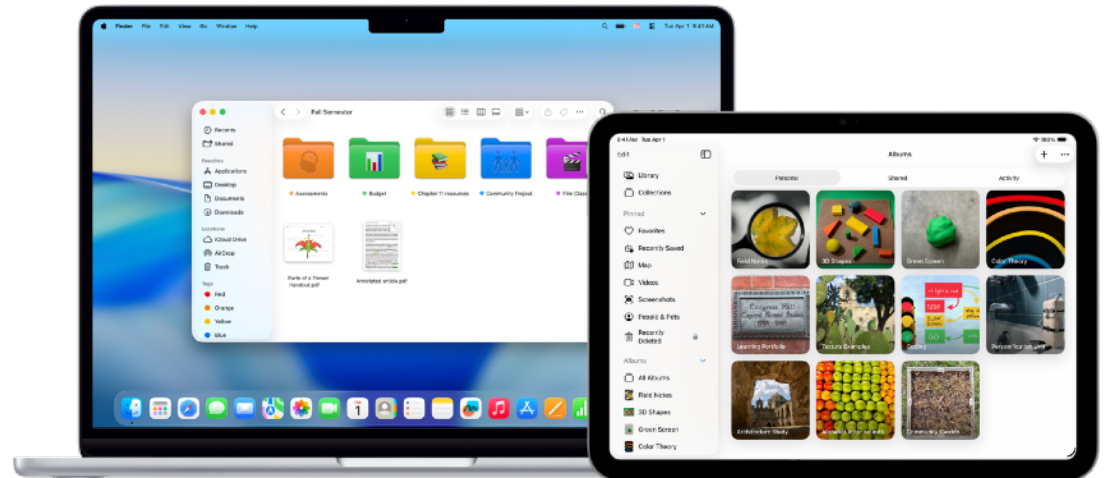
Streamline resource management, and enhance instructional planning. Explore how Apple tools are designed to help you efficiently gather, curate, and organize educational materials.

## Guiding activities

- Search and collect media with Photos
- Organize and share with Files and Finder
- Discover resources with Safari

## What to bring

Mac or iPad with Photos, Finder/Files, Safari, and the latest version of macOS or iPadOS



## Audience

Educators, leaders, IT

## Category

Workshop (1–3 hours)

### Related Experiences

- [Capture Learning >](#)
- [Create Learning Resources >](#)
- [Plan and Teach >](#)

# Create Learning Resources

Foundation
Essentials

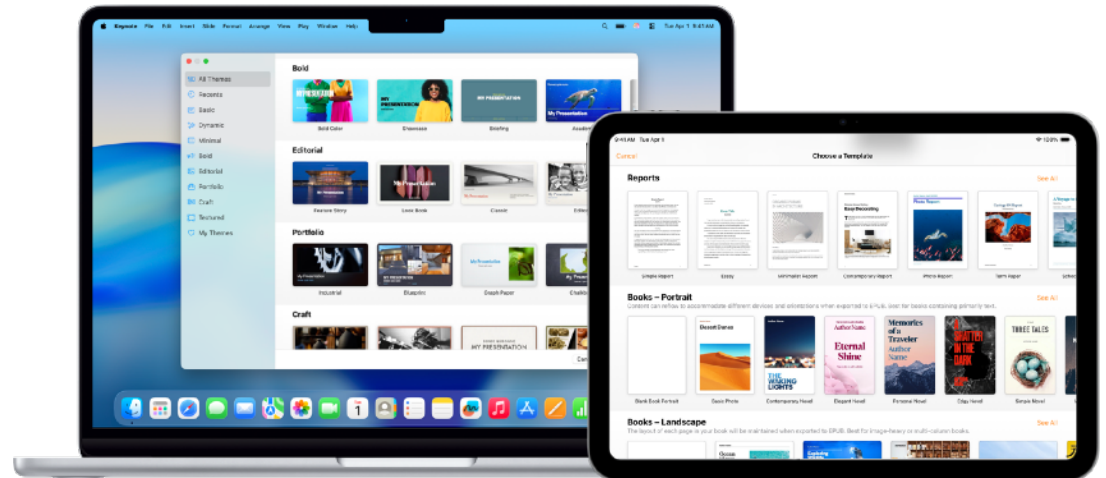
Create dynamic documents, presentations, and spreadsheets that captivate your students. Explore Pages, Numbers, and Keynote, and learn how to design engaging and interactive learning opportunities with these powerful apps.

## Guiding activities

- Create documents with Pages
- Create spreadsheets with Numbers
- Create presentations with Keynote

## What to bring

Mac or iPad with Pages, Numbers, Keynote, and the latest version of macOS or iPadOS



## Audience

Educators, leaders, IT


## Category


Workshop (1–3 hours)

**Related Experiences**

- [Assess Student Work >](#)
- [Gather and Organize Resources >](#)
- [Go Further with Accessibility >](#)

# Get to Know iPadOS 26 and macOS Tahoe

 Integration

 Essentials

Put the latest iPadOS and macOS features to work in your school. Explore new built-in tools that enhance accessibility, spark creativity, and streamline your workflow while building skills for tomorrow's classrooms.

## Guiding activities

- Create 3D graphs with Math Notes
- Annotate and autofill documents with Preview
- Personalize images with Image Playground

## What to bring

Mac or iPad with the latest version of macOS or iPadOS



## Audience

Educators, leaders, IT

## Category

Workshop (1–3 hours)


## Related Experiences


[Capture Learning >](#)

[Gather and Organize Resources >](#)

[Plan and Teach >](#)

# Plan and Teach

 Integration

 Essentials

Transform lesson planning and teaching practice with dynamic and interactive lessons. Discover tools and techniques with multimedia workflows and Apple Intelligence that will elevate your instruction and engage your students.

## Guiding activities

- Capture instructional videos
- Bring concepts to life with Image Playground
- Organize, Summarize, and Proofread with Writing Tools
- Use Siri to get answers from ChatGPT

## What to bring

Mac or iPad with Apple Intelligence, Photos, Freeform, Image Playground, Keynote, Notes, and the latest version of macOS or iPadOS



## Audience

Educators, leaders, IT

## Category

Workshop (1–3 hours)

## Related Experiences


[Manage Your Day >](#)

[Communicate and Collaborate >](#)

[Gather and Organize Resources >](#)

# Assess Student Work

 Integration

 Essentials

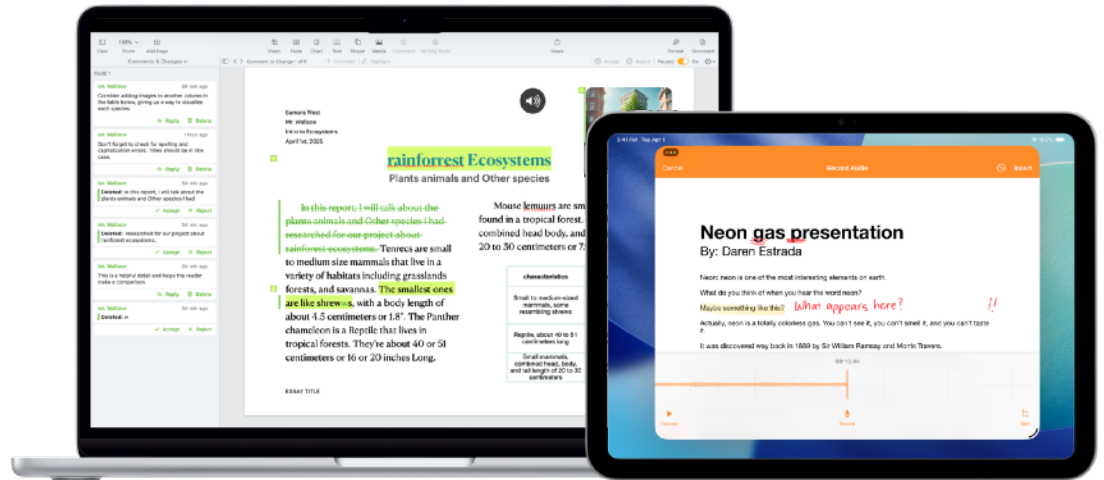
Streamline your assessment process, and gain actionable insights into student learning. Discover effective assessment strategies that let you share meaningful feedback while saving time and fostering student growth.

## Guiding activities

- Annotate a PDF with Preview and Markup
- Summarize learning with Voice Memos
- Give personalized feedback with Pages, Numbers, and Keynote

## What to bring

Mac or iPad with Pages, Numbers, Keynote, Voice Memos, and the latest version of macOS or iPadOS



## Audience

Educators, leaders, IT

## Category

Workshop (1–3 hours)


## Related Experiences


[Capture Learning >](#)

[Create Learning Resources >](#)

[Gather and Organize Resources >](#)

# Ignite Student Creativity

 Integration

 Essentials

Empower students to express their creativity. Explore hands-on activities and tools that spark imagination and foster a culture of creativity with Everyone Can Create resources, which encourage artistic exploration across subjects.

## Guiding activities

- Visualize vocabulary with iMovie
- Tell audio stories with GarageBand
- Create interactive books with Pages
- Animate concepts with Keynote

## What to bring

Mac or iPad with iMovie, GarageBand, Pages, Keynote, and the latest version of macOS or iPadOS



## Audience

Educators, leaders, IT

## Category

Workshop (1–3 hours)

## Related Experiences


[Capture Learning >](#)

[Create Learning Resources >](#)

[Gather and Organize Resources >](#)

# Design Real-World Learning Experiences

 Integration

 Essentials

Create hands-on learning experiences that immerse students in real-world applications. Discover practical strategies for designing experiential learning that enhances engagement and promotes critical thinking skills.

## Guiding activities

- Take virtual field trips with Maps
- Explore geographic weather patterns
- Measure dimensions with iPad

## What to bring

Mac or iPad with Maps, Weather, iMovie, Numbers, and the latest version of macOS or iPadOS

Apps on iPad: Measure and Camera



## Audience

Educators, leaders, IT

## Category

Workshop (1–3 hours)

## Related Experiences

[Capture Learning >](#)

[Plan and Teach >](#)

[Celebrate and Share >](#)

# Celebrate and Share

Integration

Essentials

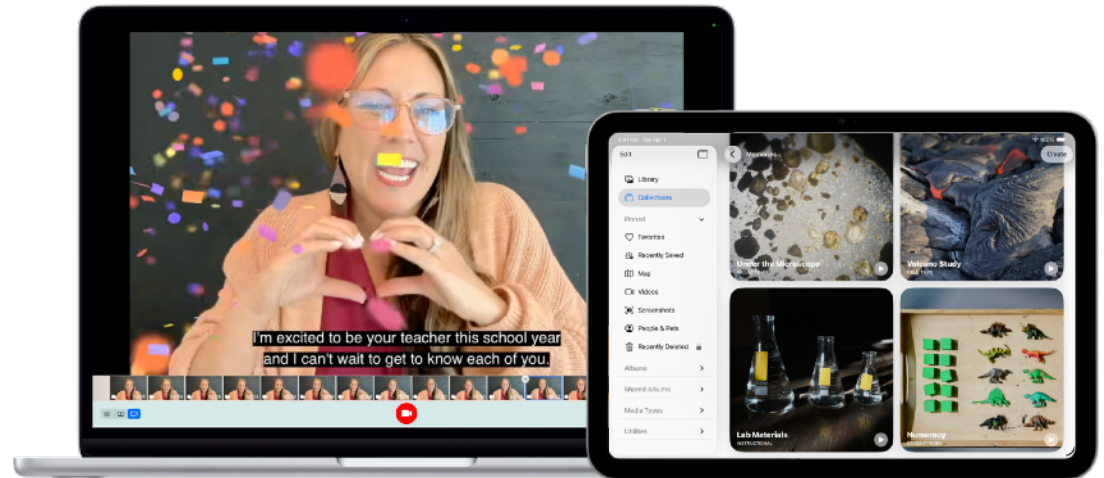
Celebrate student achievements with your community, and creatively share learning with Apple apps. Learn how to document progress, showcase successes, and foster a positive classroom community through engaging storytelling.

## Guiding activities

- Introduce yourself with Photo Booth
- Remove distractions from photos with Clean Up
- Collect learning moments with Photos

## What to bring

Mac or iPad with Photo Booth, Keynote, Photos, and the latest version of macOS or iPadOS



## Audience

Educators, leaders, IT

## Category

Workshop (1–3 hours)

## Related Experiences


[Assess Student Work >](#)

[Gather and Organize Resources >](#)

[Design Real-World Learning Experiences >](#)

# Go Further with Accessibility

 Integration

 Essentials

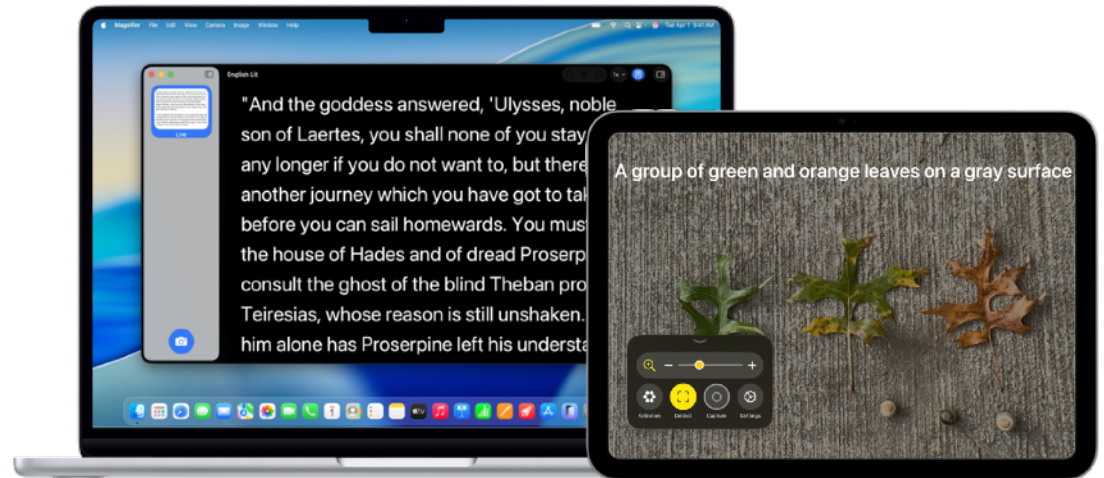
Integrate Apple technology into inclusive learning environments that meet the diverse needs of all students. Explore advanced strategies for using accessibility features that empower every learner to thrive in the classroom.

## Guiding activities

- Get a closer look with Magnifier
- Enlarge your screen with Zoom on Mac
- Support understanding with content descriptions
- Create Accessibility shortcuts

## What to bring

Mac or iPad with Magnifier, Pages, Numbers, Keynote, and the latest version of macOS or iPadOS



## Audience

Educators, leaders, IT

## Category

Workshop (1–3 hours)

## Related Experiences

[Personalize Your Device >](#)

[Create Learning Resources >](#)

[Get Started with Accessibility >](#)

# Promote Digital Wellbeing

[Integration](#) [Essentials](#)

Prioritize digital wellbeing for both educators and students. Discover strategies and tools from Apple that promote healthy digital habits and ensure a balanced approach to technology use in the classroom.

## Guiding activities

- Control what you share
- Reduce distractions with Focus
- Manage content, apps, and settings with Screen Time
- Log your thoughts with Journal



## What to bring

Mac or iPad with the latest version of macOS or iPadOS

## Audience

Educators, leaders, IT


## Category


Workshop (1–3 hours)

**Related Experiences**

- [Manage Your Day >](#)
- [Get Started with Accessibility >](#)
- [Apple Deployment Academy >](#)

# Coaching for Educators

 Integration

 Essentials

Dream big about what's possible for learning and teaching in your classroom. Discover innovative ways to use Apple technology to drive progress toward your goals through ongoing, one-on-one coaching.

## Guiding activities

- Define a pivotal goal
- Create a plan that leverages Apple tools
- Receive support as you put your plan into action
- Reflect on progress and identify next steps

## What to bring

Mac or iPad with Pages, Numbers, and the latest version of macOS or iPadOS

## Audience

Educators

## Category

Coaching (3 hour-long sessions)




## Related Experiences


[Coaching for Leaders >](#)

[Apple Learning Academy >](#)

[Apple Leadership Academy >](#)

# Apple Learning Academy

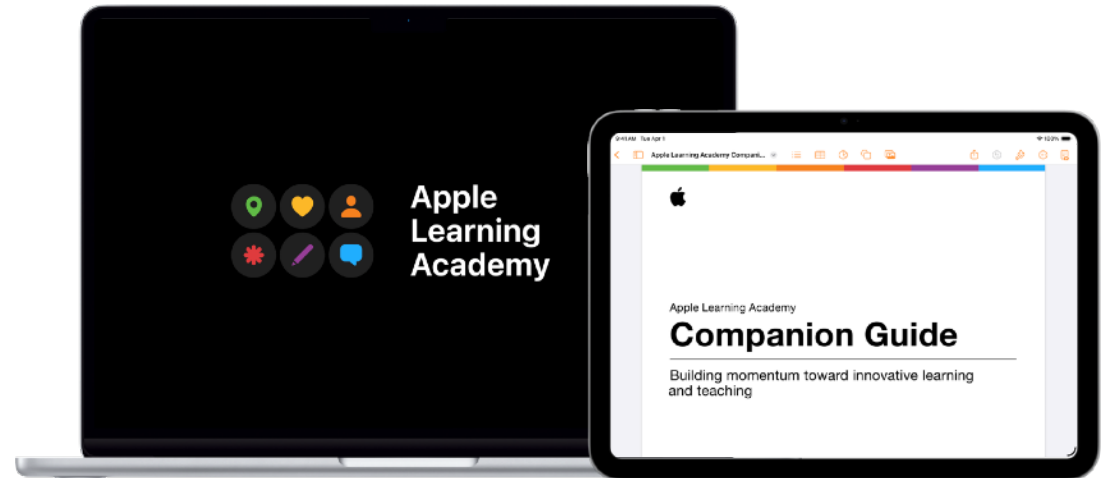
 Integration

 Essentials

Expand skills, identify opportunities for growth, and develop strategies for inspiring your learning community with Apple technology in this immersive, collaborative, multiday professional learning experience.

## Guiding activities

- Explore impactful uses of technology through Apple Education resources
- Discover professional learning strategies that inspire growth and unlock potential
- Create an action plan to promote innovative teaching practices



## What to bring

Mac or iPad with Pages, Keynote, Numbers, iMovie, and the latest version of macOS or iPadOS

## Audience

Educators, leaders, IT

## Category

Academy (1–3 days)


## Related Experiences

[Apple Deployment Academy >](#)

[Coaching for Educators >](#)

[Apple Leadership Academy >](#)

# Transform Scientific Inquiry

 Integration

 STEM

Amplify critical thinking skills and empower learners with intuitive tools that promote voice and choice. Learn how to design and build a scientific inquiry journal, visualize data, and communicate results with Apple technology.

## Guiding activities

- Build a scientific inquiry journal
- Make data visual with Numbers
- Communicate scientific results with Keynote

## What to bring

Mac or iPad with the latest versions of Numbers, Journal, Keynote, and the latest version of macOS or iPadOS



## Audience

K–20 STEM Educators

## Category

Workshop (1–3 hours)

## Related Experiences

[Explore the Universe >](#)

[Discover Health Sciences >](#)

[Engineer a Better World >](#)

# Discover Health Sciences

 Integration

 STEM

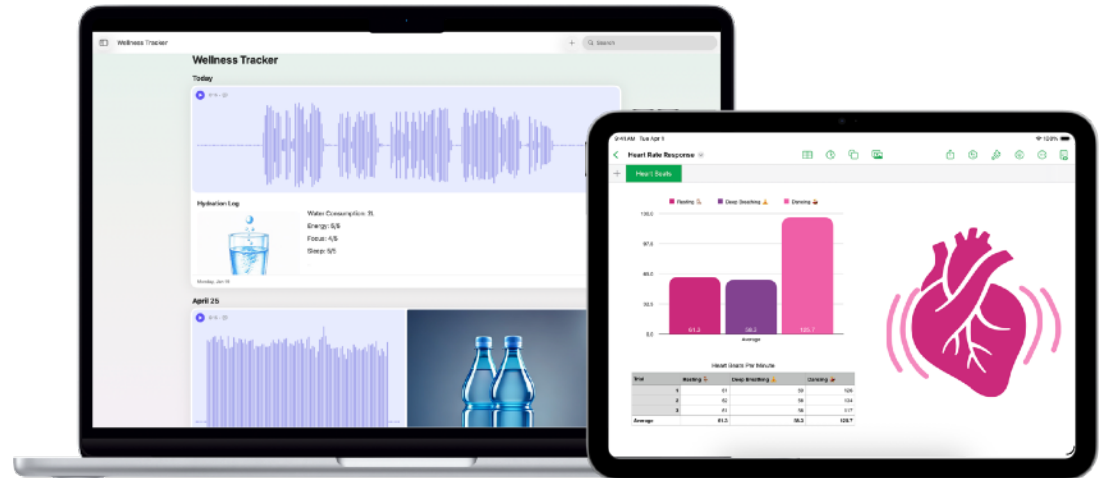
Help learners foster their overall wellbeing. Discover practical, hands-on strategies for recording, visualizing, and analyzing health data.

## Guiding activities

- Measure heart rate response with Numbers
- Track wellness with Journal
- Automate data collection with Shortcuts

## What to bring

Mac or iPad with the latest versions of Numbers, Journal, Shortcuts, and the latest version of macOS or iPadOS



## Audience

K–20 STEM Educators

## Category

Workshop (1–3 hours)

## Related Experiences

[Explore the Universe >](#)

[Transform Scientific Inquiry >](#)

[Engineer a Better World >](#)

# Explore the Universe



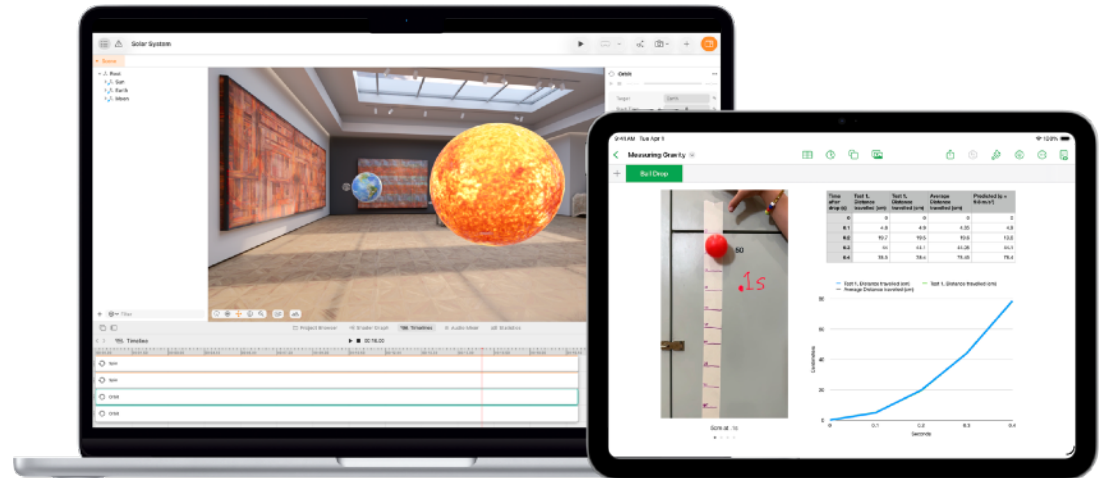
Discover effective strategies for visualizing scientific phenomena. Analyze the effects of gravity on Earth, build a planetary model in AR, and create immersive tutorial videos with Apple technology.

## Guiding activities

- Model the Sun, Earth, and Moon in AR
- Measure gravity on Earth with Numbers
- Explain scientific phenomena with Keynote

## What to bring

Mac or iPad with the latest versions of Xcode or Reality Composer, Numbers, Keynote and the latest version of macOS or iPadOS



## Audience

K–20 STEM Educators

## Category

Workshop (1–3 hours)

## Related Experiences

[Discover Health Sciences >](#)


---

[Transform Scientific Inquiry >](#)

---

[Engineer a Better World >](#)

# Engineer a Better World

 Integration

 STEM

Reimagine your learning environment. Elevate design thinking, investigate sustainable practices, and visualize new possibilities with Apple.

## Guiding activities

- Build a design workbook with Freeform
- Investigate sustainability with Numbers
- Transform your environment

## What to bring

Mac or iPad with the latest versions of Xcode or Reality Composer, Freeform, Numbers, Keynote, and the latest version of macOS or iPadOS



## Audience

K–20 STEM Educators

## Category

Workshop (1–3 hours)

## Related Experiences

[Discover Health Sciences >](#)

[Transform Scientific Inquiry >](#)

[Explore the Universe >](#)

# Support Writing Skills

 Integration

 Literacy

Help learners convey meaning and express themselves through writing. Discover creative multimodal tools that scaffold the writing process at every stage.

## Guiding activities

- Engage early writers with Keynote
- Plan writing projects with Freeform
- Capture the writing process with Pages

## What to bring

Mac or iPad with the latest versions of Keynote, Freeform, Pages, and the latest version of macOS or iPadOS



## Audience

Educators

## Category

Workshop (1–3 hours)


## Related Experiences

[Strengthen Understanding and Expression >](#)

[Deepen Reading Comprehension >](#)

[Enhance Oral Communication >](#)

# Strengthen Understanding and Expression

 Integration

 Literacy

Empower learners to express their ideas creatively through animation, visual design, and multimedia storytelling. Explore apps and features that elevate understanding and lead to meaningful expression.

## Guiding activities

- Animate daily routines with Keynote
- Visualize written ideas with Freeform
- Celebrate and share your favorite book with Keynote

## What to bring

Mac or iPad with the latest versions of Keynote, Freeform, and the latest version of macOS or iPadOS



## Audience

Educators

## Category

Workshop (1–3 hours)


## Related Experiences

[Support Writing Skills >](#)

[Deepen Reading Comprehension >](#)

[Enhance Oral Communication >](#)

# Deepen Reading Comprehension

 Integration

 Literacy

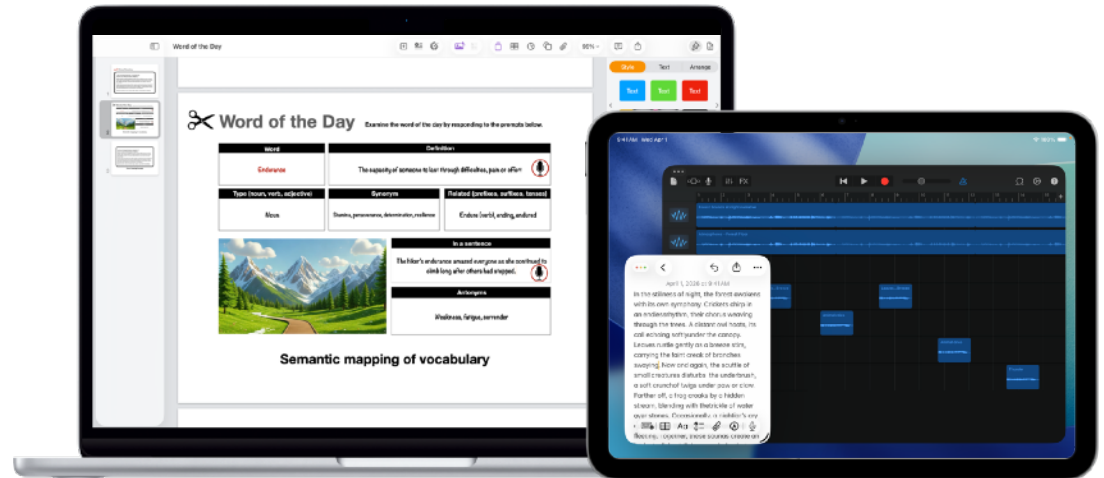
Create lessons that help learners construct meaning and increase comprehension through vocabulary visualization, sound design, and text annotation.

## Guiding activities

- Build vocabulary with Pages
- Create music and sound stories with GarageBand
- Identify key ideas with Pages

## What to bring

Mac or iPad with the latest versions of Pages, GarageBand, and the latest version of macOS or iPadOS



## Audience

Educators

## Category

Workshop (1–3 hours)

## Related Experiences


[Support Writing Skills >](#)

[Strengthen Understanding and Expression >](#)

[Enhance Oral Communication >](#)

# Enhance Oral Communication

 Integration

 Literacy

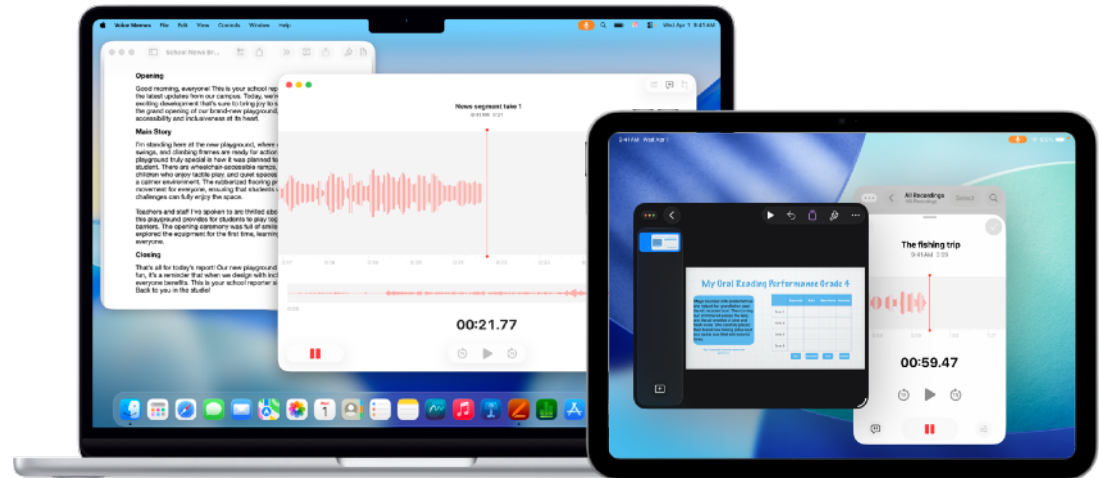
Help learners become confident and creative communicators. Learn how to integrate authentic practice into everyday lessons that boost speaking and listening skills.

## Guiding activities

- Build fluency with Voice Memos
- Practice communication with Pages
- Produce podcasts with GarageBand

## What to bring

Mac or iPad with the latest versions of Voice Memos, Pages, GarageBand, and the latest version of macOS or iPadOS



## Audience

Educators

## Category

Workshop (1–3 hours)

## Related Experiences

- [Support Writing Skills >](#)

---

- [Strengthen Understanding and Expression >](#)

---

- [Deepen Reading Comprehension >](#)

## Section 02


# Leadership

Strategic leadership visioning and planning to address challenges, meet goals, and drive innovation




# Leadership | Experiences

 Foundation

 Essentials


Title	Category	ID
<a href="#">Prepare for Success with Planning Essentials &gt;</a>	Workshop (1–3 hours)	LW101
<a href="#">Lead with Apple Professional Learning &gt;</a>	Workshop (1–3 hours)	LW102
<a href="#">Discover What’s Next with Compass &gt;</a>	Workshop (1–3 hours)	LW103
<a href="#">Explore Strategies for Managing Change &gt;</a>	Workshop (1–3 hours)	LW104
<a href="#">Measure Educator Readiness &gt;</a>	Workshop (1–3 hours)	LW105


 Integration

 Essentials

Title	Category	ID
<a href="#">Inspire with Video Storytelling &gt;</a>	Workshop (1– 3 hours)	LW201
<a href="#">Coaching for Leaders &gt;</a>	Coaching (3 hours)	LC201
<a href="#">Apple Leadership Academy &gt;</a>	Academy (1–3 days)	LA201

# Prep for Success with Planning Essentials

 Foundation

 Essentials

Explore tools and strategies needed to design, plan, and support successful education technology initiatives with Apple.

## Guiding activities

- Explore your vision for leading with Apple
- Identity key goals for teaching and learning
- Define deployment and management strategies
- Create a timeline of strategic milestones



## What to bring

Mac or iPad with the Post-it® app and the latest version of macOS or iPadOS

## Audience

Leaders, IT, curriculum leads

## Category

Workshop (1–3 hours)


## Related Experiences


[Discover What's Next with Compass >](#)

[Apple Leadership Academy >](#)

[Coaching for Leaders >](#)

# Lead with Apple Professional Learning

 Foundation

 Essentials

Discover effective Apple Professional Learning experiences that are specifically tailored for leaders. Learn about what's possible, and think strategically about how each experience can help you plan for success.

## Guiding activities

- Explore common challenges that institutions experience
- Define relevant next steps with Apple Professional Learning

## What to bring

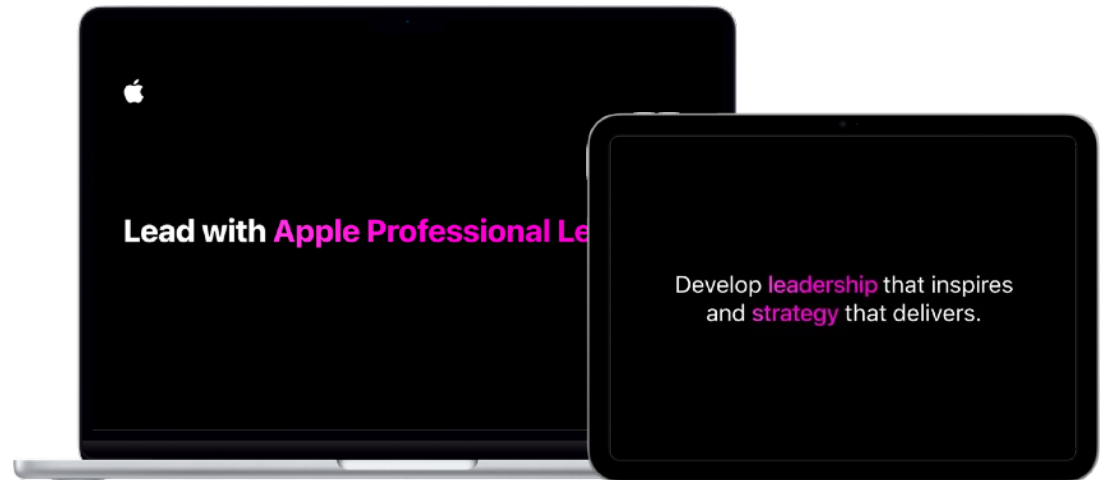
Mac or iPad with a note-taking app and the latest version of macOS or iPadOS

## Audience

Leaders, IT, curriculum leads

## Category

Workshop (1–3 hours)



## Related Experiences


[Coaching for Leaders >](#)

[Apple Leadership Academy >](#)

[Measure Educator Readiness >](#)

# Discover What's Next with Compass

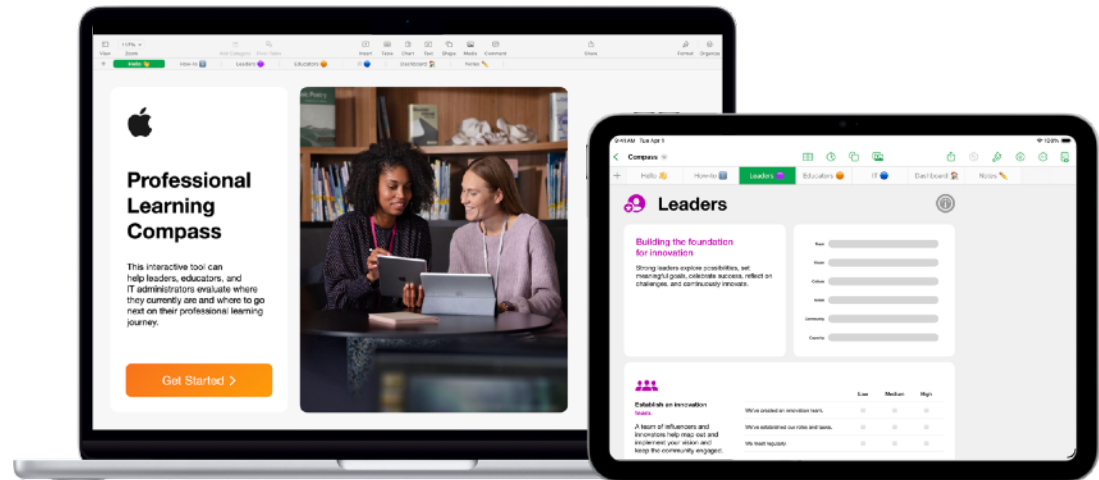
 Foundation

 Essentials

Evaluate the needs of your organization, and help educators, leaders, and IT figure out where to go next on their professional learning journey.

## Guiding activities

- Evaluate growth opportunities for leaders, educators, and IT
- Identify next steps in your institution's innovation journey
- Discover relevant Apple Professional Learning solutions to support your next steps



## What to bring

Mac or iPad with a note-taking app, Numbers, and the latest version of macOS or iPadOS

## Audience

Leaders, IT, curriculum leads

## Category

Workshop (1–3 hours)


## Related Experiences


[Coaching for Leaders >](#)

[Apple Leadership Academy >](#)

[Measure Educator Readiness >](#)

# Explore Strategies for Managing Change

 Foundation

 Essentials

Support honest and productive conversations with educators, leaders, and IT about the changes they face, and explore strategies for navigating them.

## Guiding activities

- Explore common reactions to change
- Discover strategies to support and leverage diverse perspectives in achieving institutional goals during times of change

## What to bring

Mac or iPad with a note-taking app, Numbers, and the latest version of macOS or iPadOS

## Audience

Leaders, IT, curriculum leads

## Category

Workshop (1–3 hours)



## Related Experiences

[Coaching for Leaders >](#)

[Coaching for Educators >](#)

[Apple Leadership Academy >](#)

# Measure Educator Readiness

 Foundation

 Essentials

Capture teacher perception and readiness for using technology. The Learning Technologies Survey can help you assess where your educators are and design a professional learning plan based on their needs.

## Guiding activities

- Survey teachers
- Analyze results
- Generate an optional multischool report

## What to bring

Mac or iPad with a note-taking app and the latest version of macOS or iPadOS



## Audience

Educators, leaders, IT

## Category

Workshop (1–3 hours)

**Related Experiences**

[Discover What's Next with Compass >](#)

---

[Coaching for Educators >](#)

---

[Apple Learning Academy >](#)

# Inspire with Video Storytelling

Integration

Essentials

Discover how to use Apple tools to engage your community through video storytelling. Learn how to create videos that tell a compelling story, look exceptional, and sound professional.

## Guiding activities

- Identify qualities of great stories
- Explore effective storytelling frameworks
- Discover powerful visual composition techniques
- Unlock the keys to great sounding videos

## What to bring

Mac or iPad with iMovie and the latest version of macOS or iPadOS

## Audience

Educators, leaders, IT

## Category

Workshop (1–3 hours)



## Related Experiences


[Coaching for Leaders >](#)

[Coaching for Educators >](#)

[Apple Learning Academy >](#)

# Coaching for Leaders

 Integration

 Essentials

Dream big about the vision for learning, teaching, and leadership in your institution. Discover innovative ways to use Apple technology to drive progress toward goals through ongoing, one-on-one coaching.

## Guiding activities

- Define a pivotal leadership goal
- Create a plan that leverages Apple tools
- Receive support as you put your plan into action
- Reflect on progress and identify next steps

## What to bring

Mac or iPad with Pages, Numbers, and the latest version of macOS or iPadOS

## Audience

Leaders

## Category

Coaching (3 hour-long sessions)



## Related Experiences

[Coaching for Educators >](#)

[Apple Leadership Academy >](#)

[Explore Strategies for Managing Change >](#)

# Apple Leadership Academy

⚙️ Integration

💡 Essentials

Explore what's next for your learning community, identify opportunities for growth, and develop strategies to inspire innovation in this hands-on, multiday, professional learning experience for education leaders.

## Guiding activities

- Create a vision for the future learning in your institution
- Identify key priorities for growth
- Discover tools to enhance productivity and amplify communication
- Develop a strategic plan to drive growth with Apple



## What to bring

Mac or iPad with Pages, Keynote, Numbers, iMovie, and the latest version of macOS or iPadOS

## Audience

Leaders

## Category

Academy (1–3 days)

## Related Experiences

[Apple Learning Academy >](#)

[Coaching for Leaders >](#)

[Apple Deployment Academy >](#)


## Section 03


# Deployment and Management

Deployment solutions that make meaningful connections between technology and pedagogy




# Deployment and Management | Experiences

 Foundation

 Essentials


Title	Category	ID
<a href="#">Education Deployment Fundamentals &gt;</a>	Workshop (1–3 hours)	DMW101


 Integration

 Essentials

Title	Category	ID
<a href="#">Education Deployment Checklist &gt;</a>	Workshop (1–3 hours)	DMW201
<a href="#">Apple Deployment Academy &gt;</a>	Academy (1–3 days)	DMA202

# Education Deployment Fundamentals

 Foundation

 Essentials

Discover a range of powerful learning opportunities for deploying iPad in schools. Explore key strategies, practical tools, and real-world examples that spark conversation about meaningful integration.

## Guiding activities

- Create a vision for the future of learning in your institution
- Identify key priorities for growth
- Discover tools to enhance productivity and amplify collaboration

## What to bring

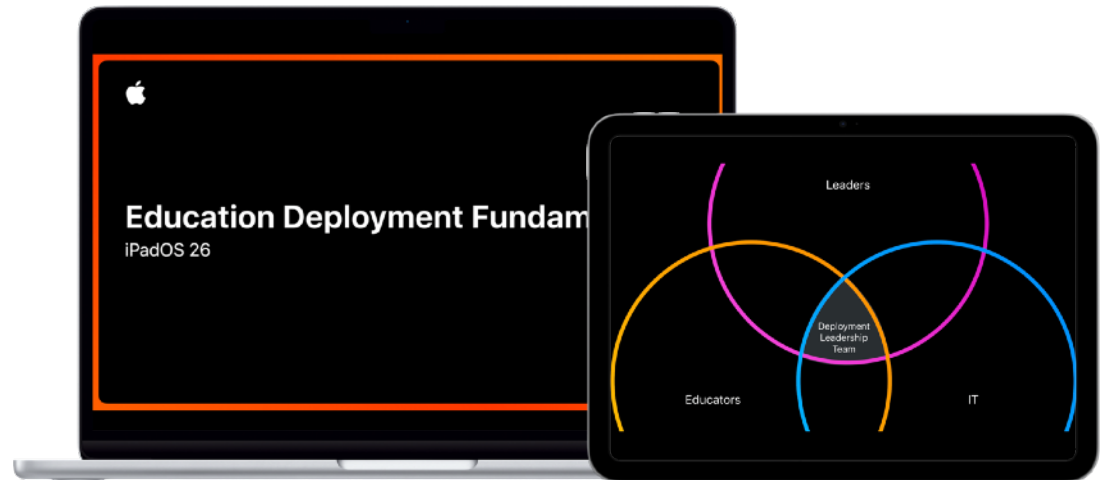
Mac or iPad with Notes, Numbers, and the latest version of macOS or iPadOS

## Audience

Educators, leaders, IT

## Category

Workshop (1–3 hours)




## Related Experiences


[Apple Learning Academy >](#)

[Education Deployment Checklist >](#)

[Apple Deployment Academy >](#)

# Education Deployment Checklist

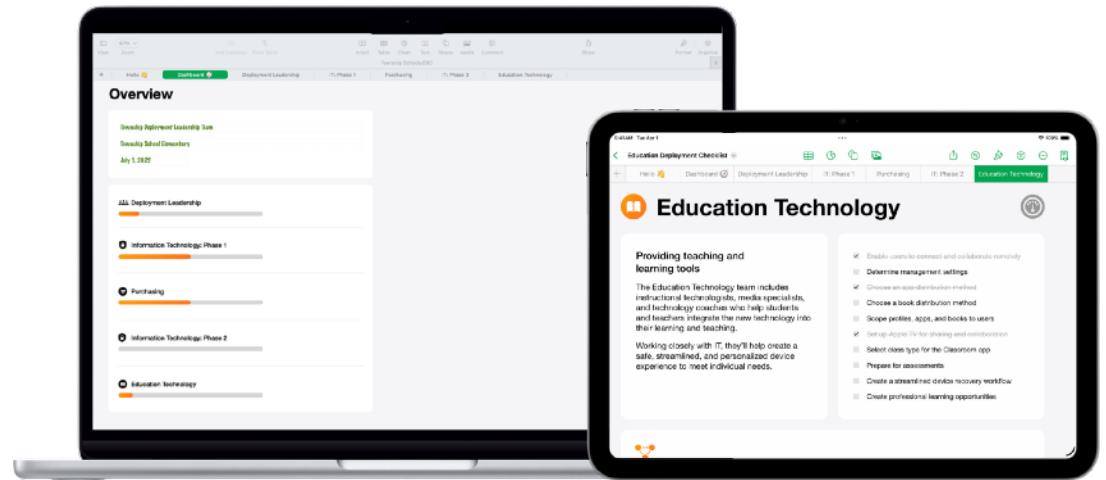
 Integration

 Essentials

Support your deployment leadership team with the knowledge to go from the initial idea to full deployment implementation. Track the progress of leadership, IT, and curriculum teams with this interactive checklist.

## Guiding activities

- Assemble deployment leadership team and establish student-oriented goals
- Prepare IT infrastructure
- Integrate teaching and learning tools, and design the user experience



## What to bring

Mac or iPad with Numbers and the latest version of macOS or iPadOS

## Audience

Educators, leaders, IT

## Category

Workshop (1–3 hours)


## Related Experiences


[Education Deployment Fundamentals >](#)

[Apple Learning Academy >](#)

[Apple Deployment Academy >](#)

# Apple Deployment Academy

 Integration

 Essentials

Assemble a deployment leadership team, explore effective strategies, and build a deployment plan that aligns to the goals of your institution in this hands-on, multiday, professional learning experience for leaders, educators, and IT.

## Guiding activities

- Prepare the infrastructure
- Design the learning experience
- Secure data and protect students
- Manage devices for teaching and learning
- Create a culture of support



## What to bring

Mac or iPad with Safari, Numbers, and the latest version of macOS or iPadOS

## Audience

Educators, leaders, IT

## Category

Academy (1–3 days)

## Related Experiences

[Prep for Success with Planning Essentials >](#)

[Apple Learning Academy >](#)

[Apple Leadership Academy >](#)

# Additional Apple Resources

Everyone has their own way of learning and expressing creativity. Apple technology and resources empower every kind of educator — and every kind of student — to learn, create, and define their own success. Let's move the world forward.

## K-12 Education

A better world starts in the classroom with flexible, easy-to-use tools that have privacy, accessibility, and sustainability built right in. Apple products and resources are designed to make learning personal, creative, and inspiring.

[Explore K-12 Education >](#)

---

## Higher Education

Apple technology is built for innovation — for pushing ideas and defying limitations. Powerful hardware works with intuitive software to help your faculty and staff create the best experience for your students to explore, learn, and maybe even change the world. From anywhere.

[Explore Higher Education >](#)

---

## Apple Education Community

This professional learning hub is designed for educators who use Apple technology. Find helpful resources for any skill level — from quick tutorials to inspirational ideas. And grow in this collaborative space as you connect with peers and experts for advice, shared stories, and more.

[Explore the Apple Education Community >](#)

---

